


## Description

- EC-motors, high level of efficiency
- Inline airflow direction
- Up to 120°C medium temperature, continuous operation
- use, e.g. for kitchen exhaust air
- Pre-mounted REV-switch is standard
- Low sound level
- 100% speed controllable
- Easy to maintain and reliable
- Motor outside the air stream
- Potentiometer included for ease of commissioning



EC technology is intelligent technology; using integral electronic control which eliminates the slip losses in the motor and ensures that the motor always runs at optimal load and guarantees that the proportion of energy utilized effectively is many times higher and the energy usage considerably lower compared with AC motors. EC fans are notable for their economical use of energy and excellent ease of control. They can be varied in speed to match the airflow demand, and operate at high efficiency levels. For the same air volume, they consume distinctly less energy than AC fan drives. Another special feature of EC fans is their energy-saving potential not only at full load, but especially at part-load. When operating at part load, the energy used is much lower than with an asynchronous motor of equivalent output. Reduced energy usage guarantees a drop in operating costs. The power electronics are integrated in the motor housing.

All models have one potential-free terminal for error message. All motors are suitable to be used for 50/60Hz. The input voltage for single phase units can vary between 200 and 277V, for three phase units it can vary between 380 and 480V. Speed control by a 0-10V signal. The motor is suspended on effective vibration dampers.

All MUB/T-S fans have new optimized and high efficient HD impellers with backward curved blades, manufactured from aluminium.

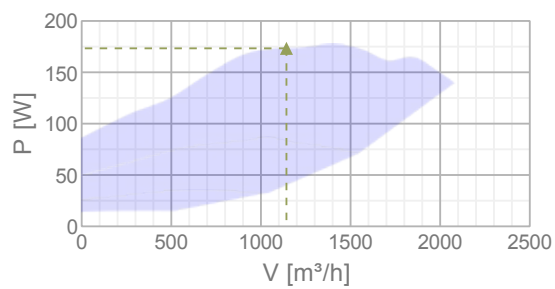
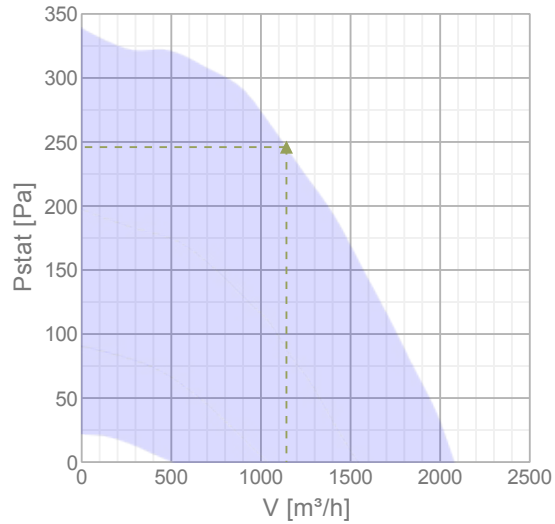
The casing consists of an aluminium frame with fibreglass reinforced plastic corners and double skin, galvanised steel panels with a 20 mm mineral wool insulation and a quick lock access door. The MUB bottom panel is a drain tray and incorporates a pre-mounted 1" drain plug. An additional pre-wired isolator switch is mounted on the casing.

## Données tech.

| Nominal data                |            |
|-----------------------------|------------|
| Tension                     | 230 V      |
| Fréquence                   | 50/60 Hz   |
| Phase                       | 1 ~        |
| Puissance installée (P1)    | 178 W      |
| Courant                     | 0,793 A    |
| Débit max.                  | 2077 m³/h  |
| Vitesse de rotation         | 1512 1/min |
| Poids                       | 37,3 kg    |
| Temperature data            |            |
| Temp. max. de l'air         | 120 °C     |
| Protection / Classification |            |
| Classe d'isolation          | B          |
| Classe d'étanchéité, moteur | IP55       |
| Données acoustiques         |            |
| Niveau sonore à 3 m         | 53 dB(A)   |

## Diagrammes

### Diagrammes



### Efficacité maximum

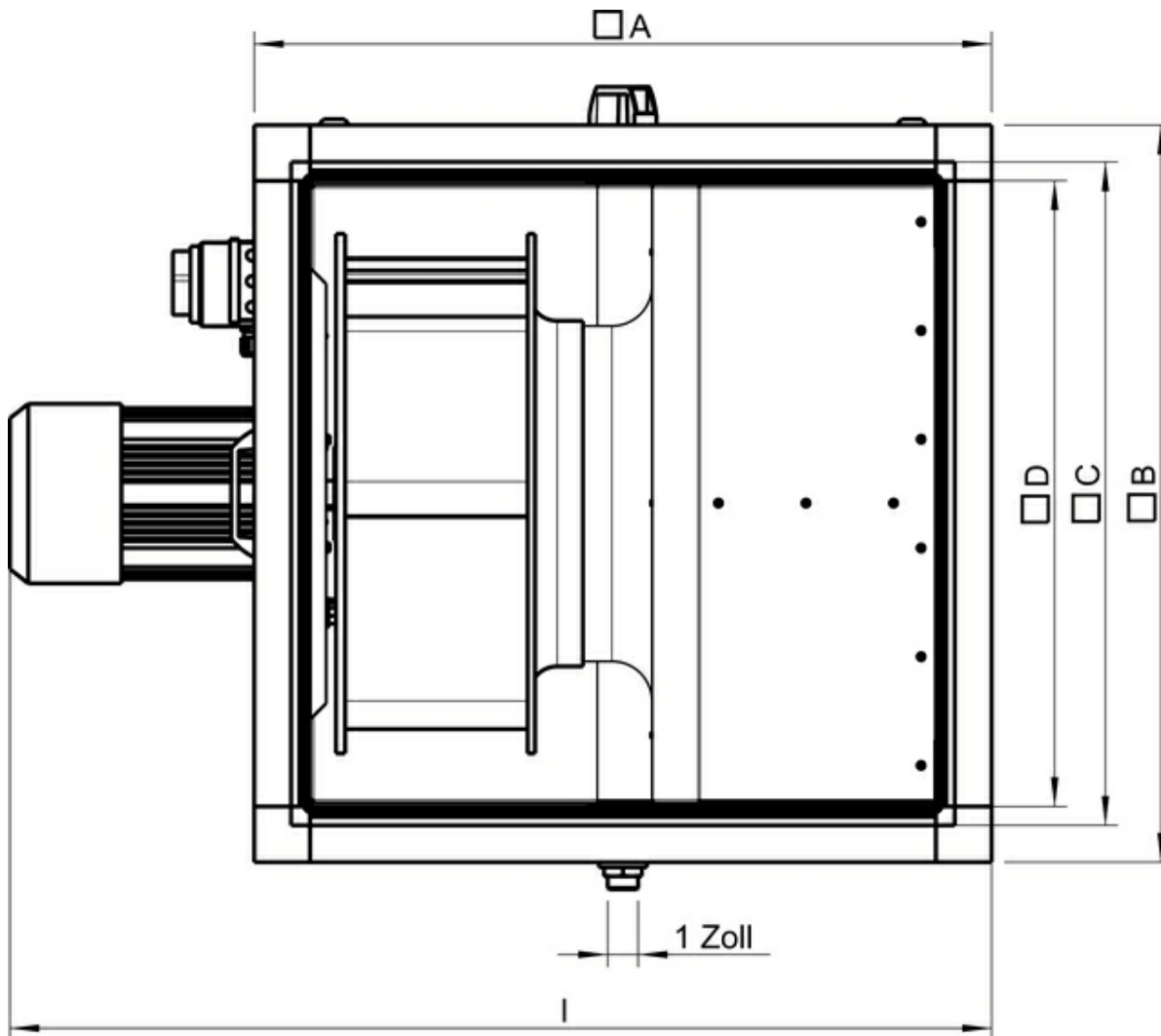
#### Données aérauliques

|                                    |                            |
|------------------------------------|----------------------------|
| ▲ Débit au point de fonctionnement | 1142 m <sup>3</sup> /h     |
| ▲ Working static pressure          | 246 Pa                     |
| ▲ Puissance                        | 173 W                      |
| Révolution                         | 1510 1/min                 |
| Courant                            | 0,774 A                    |
| SFP                                | 0,546 kW/m <sup>3</sup> /s |
| Tension                            | 230 V                      |

| Niveau de puissance acoustique |       | 63 | 125 | 250 | 500 | 1k | 2k | 4k | 8k | Total |
|--------------------------------|-------|----|-----|-----|-----|----|----|----|----|-------|
| Entrée                         | dB(A) | 39 | 65  | 63  | 58  | 59 | 59 | 55 | 49 | 69    |
| Sortie                         | dB(A) | 39 | 73  | 64  | 67  | 66 | 62 | 58 | 52 | 75    |
| Rayonnant                      | dB(A) | 35 | 58  | 52  | 46  | 49 | 42 | 28 | 28 | 60    |




## Dimensions




| MUB/T-S EC | □A  | □B  | □C  | □D  | I   |
|------------|-----|-----|-----|-----|-----|
| 025 315    | 500 | 500 | 420 | 378 | 668 |

## Cablage

 wiring\_m3g 084-GF08-82, 0,039kw\_170222\_de,en\_003\_313885.pdf (776,58kB)

## Description

- EC-motors, high level of efficiency
- Inline airflow direction
- Up to 120°C medium temperature, continuous operation
- use, e.g. for kitchen exhaust air
- Pre-mounted REV-switch is standard
- Low sound level
- 100% speed controllable
- Easy to maintain and reliable
- Motor outside the air stream
- Potentiometer included for ease of commissioning



EC technology is intelligent technology; using integral electronic control which eliminates the slip losses in the motor and ensures that the motor always runs at optimal load and guarantees that the proportion of energy utilized effectively is many times higher and the energy usage considerably lower compared with AC motors. EC fans are notable for their economical use of energy and excellent ease of control. They can be varied in speed to match the airflow demand, and operate at high efficiency levels. For the same air volume, they consume distinctly less energy than AC fan drives. Another special feature of EC fans is their energy-saving potential not only at full load, but especially at part-load. When operating at part load, the energy used is much lower than with an asynchronous motor of equivalent output. Reduced energy usage guarantees a drop in operating costs. The power electronics are integrated in the motor housing.

All models have one potential-free terminal for error message. All motors are suitable to be used for 50/60Hz. The input voltage for single phase units can vary between 200 and 277V, for three phase units it can vary between 380 and 480V. Speed control by a 0-10V signal. The motor is suspended on effective vibration dampers.

All MUB/T-S fans have new optimized and high efficient HD impellers with backward curved blades, manufactured from aluminium.

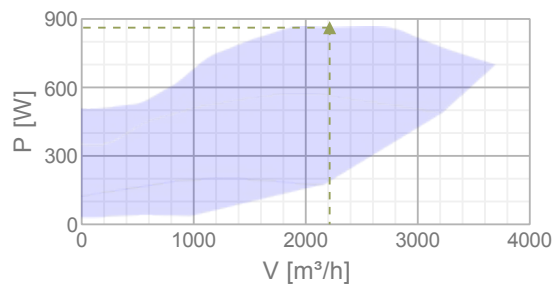
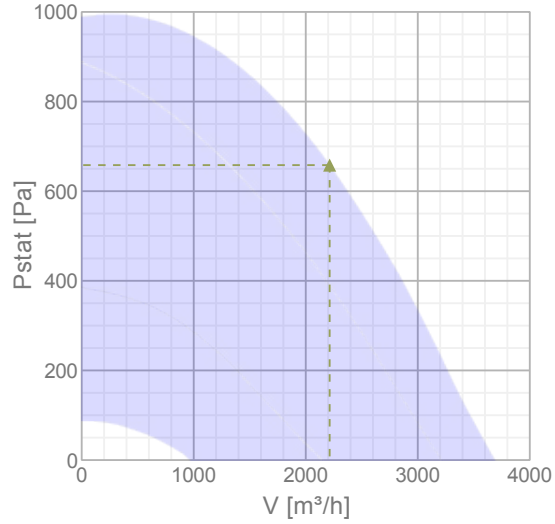
The casing consists of an aluminium frame with fibreglass reinforced plastic corners and double skin, galvanised steel panels with a 20 mm mineral wool insulation and a quick lock access door. The MUB bottom panel is a drain tray and incorporates a pre-mounted 1" drain plug. An additional pre-wired isolator switch is mounted on the casing.

## Données tech.

| Nominal data                     |            |
|----------------------------------|------------|
| Tension                          | 400 V      |
| Fréquence                        | 50/60 Hz   |
| Phase                            | 3 ~        |
| Puissance installée (P1)         | 862 W      |
| Courant                          | 1,47 A     |
| Débit max.                       | 3690 m³/h  |
| Vitesse de rotation              | 2620 1/min |
| Poids                            | 38 kg      |
| Temperature data                 |            |
| Temp. max. de l'air              | 120 °C     |
| Max. ambient working temperature | 40 °C      |
| Protection / Classification      |            |
| Classe d'isolation               | B          |
| Classe d'étanchéité, moteur      | IP55       |
| Données acoustiques              |            |
| Niveau sonore à 3 m              | 53 dB(A)   |

## Diagrammes

### Diagrammes

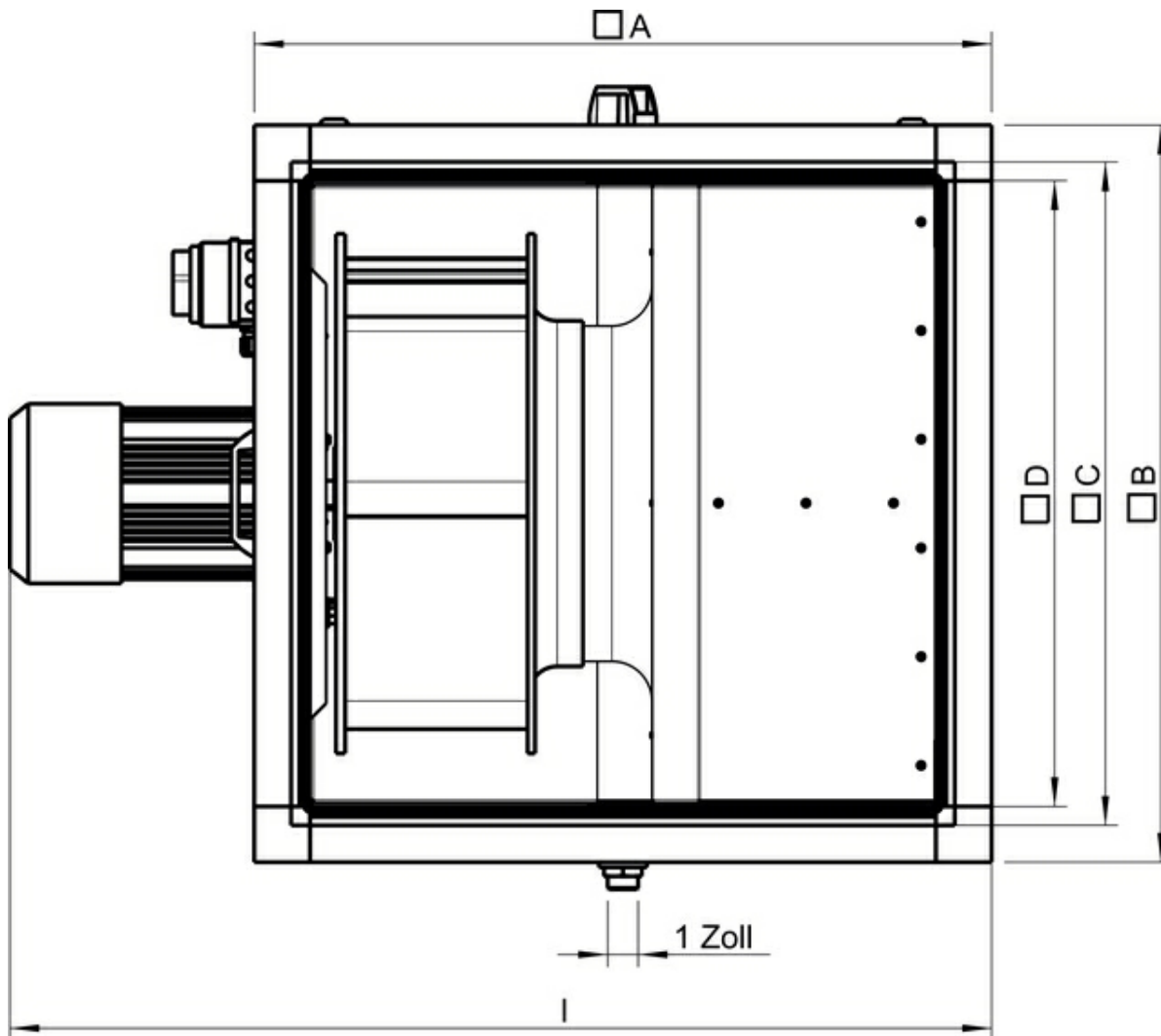


### Efficacité maximum

#### Données aérauliques


|                                    |             |
|------------------------------------|-------------|
| ▲ Débit au point de fonctionnement | 2213 m³/h   |
| ▲ Working static pressure          | 658 Pa      |
| ▲ Puissance                        | 862 W       |
| Révolution                         | 2620 1/min  |
| Courant                            | 1,47 A      |
| SFP                                | 1,4 kW/m³/s |
| Tension                            | 400 V       |

## Dimensions



| MUB/T-S EC | □A  | □B  | □C  | □D  | I   |
|------------|-----|-----|-----|-----|-----|
| 025 315    | 500 | 500 | 420 | 378 | 668 |

## Cablage

 313887\_DE-EN.pdf (955,36kB)

## Acoustique


Mid-frequency band, Hz

|                 | Hz    | Tot | 63 | 125 | 250 | 500 | 1k | 2k | 4k | 8k |
|-----------------|-------|-----|----|-----|-----|-----|----|----|----|----|
| LwA Inlet       | dB(A) | 65  | 36 | 54  | 58  | 60  | 59 | 56 | 51 | 44 |
| LwA Outlet      | dB(A) | 67  | 38 | 56  | 60  | 62  | 61 | 58 | 53 | 46 |
| LwA Surrounding | dB(A) | 49  | 20 | 38  | 42  | 44  | 43 | 40 | 35 | 28 |

Measurement point: 2213 m<sup>3</sup>/h; 658 Pa

## Description

- EC-motors, high level of efficiency
- Inline airflow direction
- Up to 120°C medium temperature, continuous operation
- use, e.g. for kitchen exhaust air
- Pre-mounted REV-switch is standard
- Low sound level
- 100% speed controllable
- Easy to maintain and reliable
- Motor outside the air stream
- Potentiometer included for ease of commissioning



EC technology is intelligent technology; using integral electronic control which eliminates the slip losses in the motor and ensures that the motor always runs at optimal load and guarantees that the proportion of energy utilized effectively is many times higher and the energy usage considerably lower compared with AC motors. EC fans are notable for their economical use of energy and excellent ease of control. They can be varied in speed to match the airflow demand, and operate at high efficiency levels. For the same air volume, they consume distinctly less energy than AC fan drives. Another special feature of EC fans is their energy-saving potential not only at full load, but especially at part-load. When operating at part load, the energy used is much lower than with an asynchronous motor of equivalent output. Reduced energy usage guarantees a drop in operating costs. The power electronics are integrated in the motor housing.

All models have one potential-free terminal for error message. All motors are suitable to be used for 50/60Hz. The input voltage for single phase units can vary between 200 and 277V, for three phase units it can vary between 380 and 480V. Speed control by a 0-10V signal. The motor is suspended on effective vibration dampers.

All MUB/T-S fans have new optimized and high efficient HD impellers with backward curved blades, manufactured from aluminium.

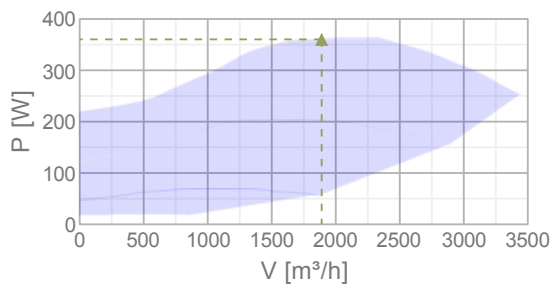
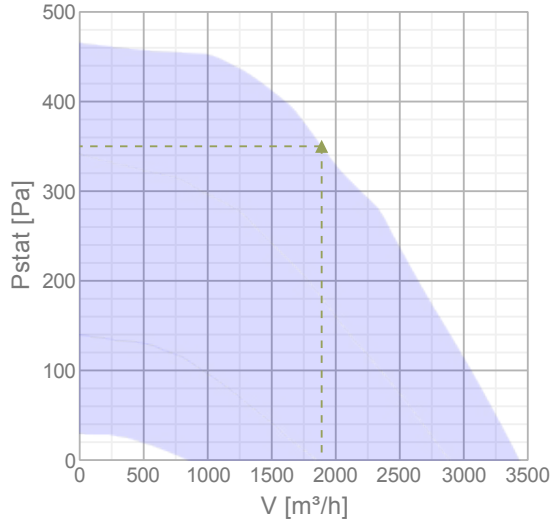
The casing consists of an aluminium frame with fibreglass reinforced plastic corners and double skin, galvanised steel panels with a 20 mm mineral wool insulation and a quick lock access door. The MUB bottom panel is a drain tray and incorporates a pre-mounted 1" drain plug. An additional pre-wired isolator switch is mounted on the casing.

## Données tech.

| Nominal data                |            |
|-----------------------------|------------|
| Tension                     | 230 V      |
| Fréquence                   | 50/60 Hz   |
| Phase                       | 1 ~        |
| Puissance installée (P1)    | 362 W      |
| Courant                     | 1,52 A     |
| Débit max.                  | 3434 m³/h  |
| Vitesse de rotation         | 1512 1/min |
| Poids                       | 57,8 kg    |
| Temperature data            |            |
| Temp. max. de l'air         | 120 °C     |
| Données acoustiques         |            |
| Niveau sonore à 4 m         | 44 dB(A)   |
| Protection / Classification |            |
| Classe d'isolation          | B          |
| Classe d'étanchéité, moteur | IP55       |

## Diagrammes

### Diagrammes

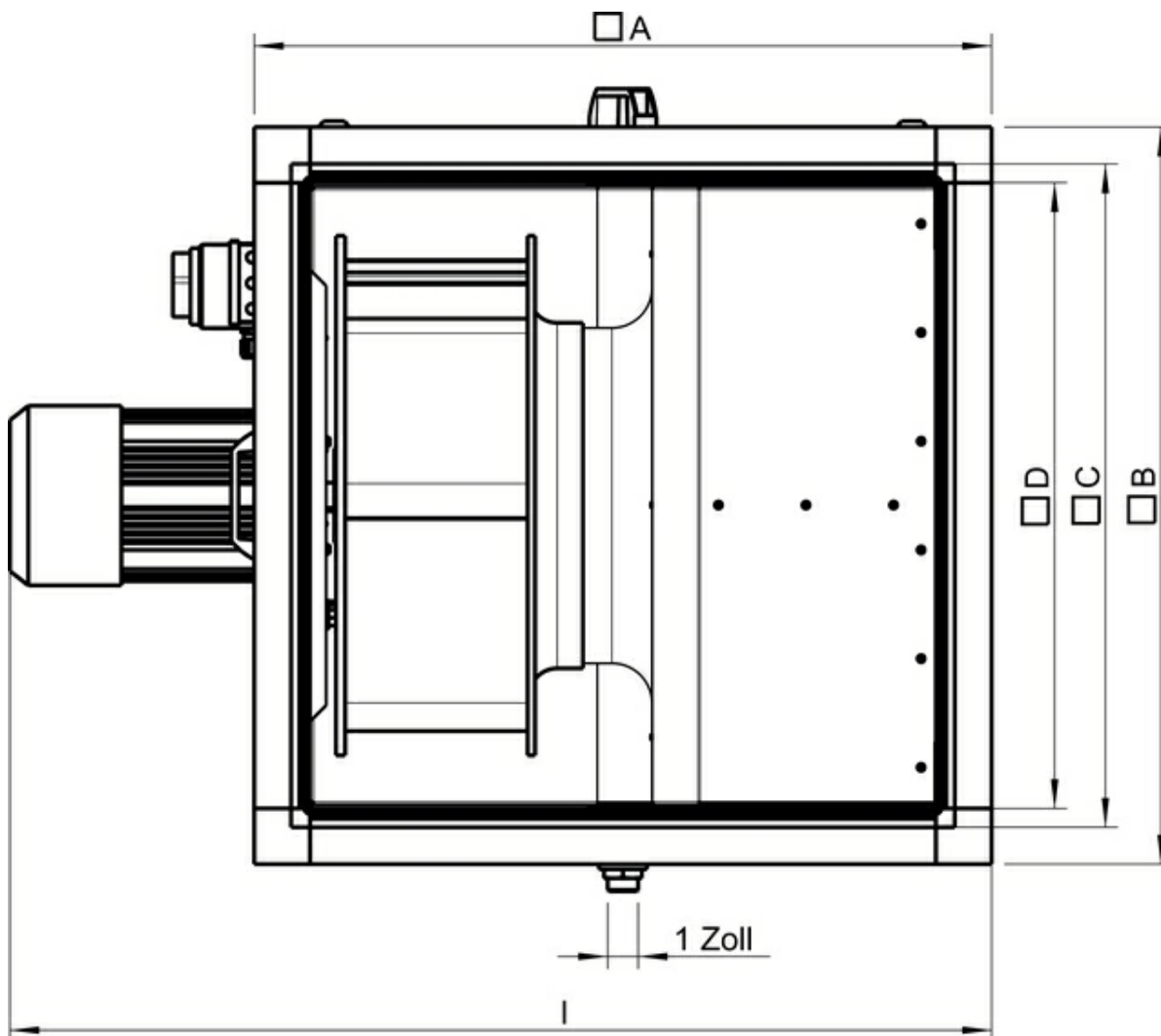


### Efficacité maximum

#### Données aérauliques


|                                    |               |
|------------------------------------|---------------|
| ▲ Débit au point de fonctionnement | 1890 m³/h     |
| ▲ Working static pressure          | 350 Pa        |
| ▲ Puissance                        | 360 W         |
| Révolution                         | 1511 1/min    |
| Courant                            | 1,51 A        |
| SFP                                | 0,686 kW/m³/s |
| Tension                            | 230 V         |

## Dimensions



| MUB/T-S EC | □A  | □B  | □C  | □D  | I   |
|------------|-----|-----|-----|-----|-----|
| 042 355    | 670 | 670 | 590 | 548 | 772 |

## Cablage

 wiring\_m3g 084-GF08-82, 0,039kw\_170222\_de,en\_003\_313885.pdf (776,58kB)

## Acoustique


Mid-frequency band, Hz

|                 | Hz    | Tot | 63 | 125 | 250 | 500 | 1k | 2k | 4k | 8k |
|-----------------|-------|-----|----|-----|-----|-----|----|----|----|----|
| LwA Inlet       | dB(A) | 67  | 38 | 56  | 60  | 62  | 61 | 58 | 53 | 46 |
| LwA Outlet      | dB(A) | 69  | 40 | 58  | 62  | 64  | 63 | 60 | 55 | 48 |
| LwA Surrounding | dB(A) | 51  | 22 | 40  | 44  | 46  | 45 | 42 | 37 | 30 |

Measurement point: 1890 m³/h; 350 Pa

## Description

- EC-motors, high level of efficiency
- Inline airflow direction
- Up to 120°C medium temperature, continuous operation
- use, e.g. for kitchen exhaust air
- Pre-mounted REV-switch is standard
- Low sound level
- 100% speed controllable
- Easy to maintain and reliable
- Motor outside the air stream
- Potentiometer included for ease of commissioning



EC technology is intelligent technology; using integral electronic control which eliminates the slip losses in the motor and ensures that the motor always runs at optimal load and guarantees that the proportion of energy utilized effectively is many times higher and the energy usage considerably lower compared with AC motors. EC fans are notable for their economical use of energy and excellent ease of control. They can be varied in speed to match the airflow demand, and operate at high efficiency levels. For the same air volume, they consume distinctly less energy than AC fan drives. Another special feature of EC fans is their energy-saving potential not only at full load, but especially at part-load. When operating at part load, the energy used is much lower than with an asynchronous motor of equivalent output. Reduced energy usage guarantees a drop in operating costs. The power electronics are integrated in the motor housing.

All models have one potential-free terminal for error message. All motors are suitable to be used for 50/60Hz. The input voltage for single phase units can vary between 200 and 277V, for three phase units it can vary between 380 and 480V. Speed control by a 0-10V signal. The motor is suspended on effective vibration dampers.

All MUB/T-S fans have new optimized and high efficient HD impellers with backward curved blades, manufactured from aluminium.

The casing consists of an aluminium frame with fibreglass reinforced plastic corners and double skin, galvanised steel panels with a 20 mm mineral wool insulation and a quick lock access door. The MUB bottom panel is a drain tray and incorporates a pre-mounted 1" drain plug. An additional pre-wired isolator switch is mounted on the casing.

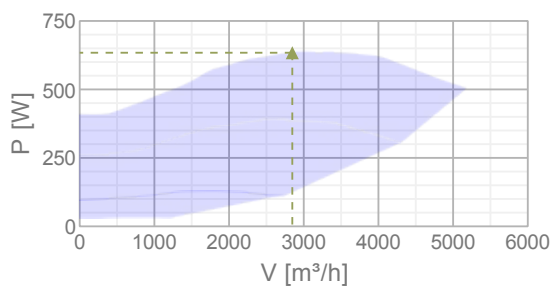
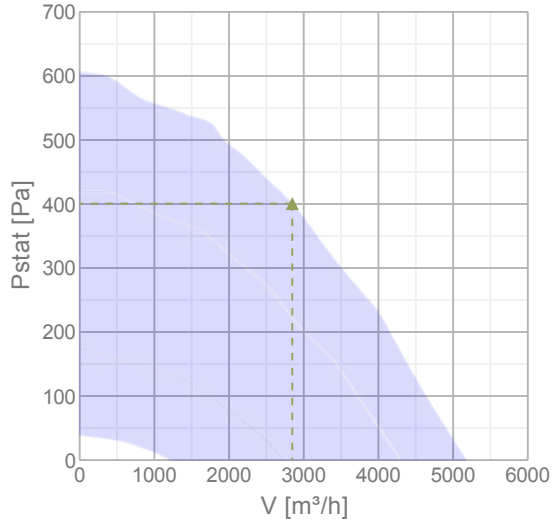
## Données tech.

| Nominal data                |            |
|-----------------------------|------------|
| Tension                     | 230 V      |
| Fréquence                   | 50/60 Hz   |
| Phase                       | 1 ~        |
| Puissance installée (P1)    | 634 W      |
| Courant                     | 2,65 A     |
| Débit max.                  | 5177 m³/h  |
| Vitesse de rotation         | 1469 1/min |
| Poids                       | 61,5 kg    |
| Temperature data            |            |
| Temp. max. de l'air         | 120 °C     |
| Données acoustiques         |            |
| Niveau sonore à 4 m         | 47 dB(A)   |
| Protection / Classification |            |
| Classe d'isolation          | B          |
| Classe d'étanchéité, moteur | IP55       |



## Diagrammes

### Diagrammes

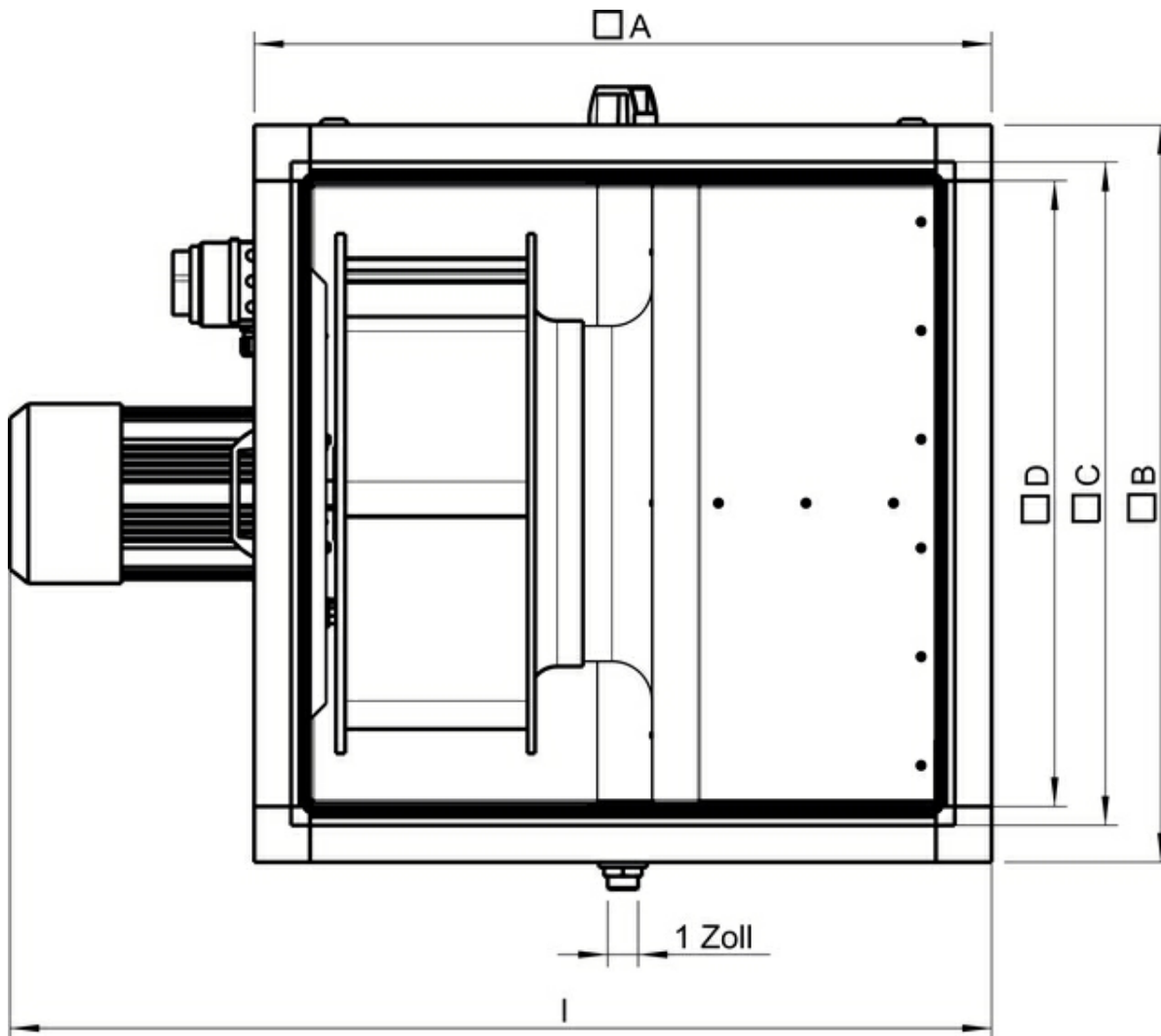


### Efficacité maximum

#### Données aérauliques


|                                    |               |
|------------------------------------|---------------|
| ▲ Débit au point de fonctionnement | 2847 m³/h     |
| ▲ Working static pressure          | 401 Pa        |
| ▲ Puissance                        | 634 W         |
| Révolution                         | 1470 1/min    |
| Courant                            | 2,65 A        |
| SFP                                | 0,802 kW/m³/s |
| Tension                            | 230 V         |

## Dimensions



| MUB/T-S EC   | □A  | □B  | □C  | □D  | I   |
|--------------|-----|-----|-----|-----|-----|
| 042 400/ 450 | 670 | 670 | 590 | 548 | 845 |

## Cablage

 313886\_DE-EN.pdf (948,52kB)

## Acoustique


Mid-frequency band, Hz

|                 | Hz    | Tot | 63 | 125 | 250 | 500 | 1k | 2k | 4k | 8k |
|-----------------|-------|-----|----|-----|-----|-----|----|----|----|----|
| LwA Inlet       | dB(A) | 69  | 40 | 58  | 62  | 64  | 63 | 60 | 55 | 48 |
| LwA Outlet      | dB(A) | 71  | 42 | 60  | 64  | 66  | 65 | 62 | 57 | 50 |
| LwA Surrounding | dB(A) | 54  | 25 | 43  | 47  | 49  | 48 | 45 | 40 | 33 |

Measurement point: 2847 m³/h; 401 Pa

## Description

- EC-motors, high level of efficiency
- Inline airflow direction
- Up to 120°C medium temperature, continuous operation
- use, e.g. for kitchen exhaust air
- Pre-mounted REV-switch is standard
- Low sound level
- 100% speed controllable
- Easy to maintain and reliable
- Motor outside the air stream
- Potentiometer included for ease of commissioning



EC technology is intelligent technology; using integral electronic control which eliminates the slip losses in the motor and ensures that the motor always runs at optimal load and guarantees that the proportion of energy utilized effectively is many times higher and the energy usage considerably lower compared with AC motors. EC fans are notable for their economical use of energy and excellent ease of control. They can be varied in speed to match the airflow demand, and operate at high efficiency levels. For the same air volume, they consume distinctly less energy than AC fan drives. Another special feature of EC fans is their energy-saving potential not only at full load, but especially at part-load. When operating at part load, the energy used is much lower than with an asynchronous motor of equivalent output. Reduced energy usage guarantees a drop in operating costs. The power electronics are integrated in the motor housing.

All models have one potential-free terminal for error message. All motors are suitable to be used for 50/60Hz. The input voltage for single phase units can vary between 200 and 277V, for three phase units it can vary between 380 and 480V. Speed control by a 0-10V signal. The motor is suspended on effective vibration dampers.

All MUB/T-S fans have new optimized and high efficient HD impellers with backward curved blades, manufactured from aluminium.

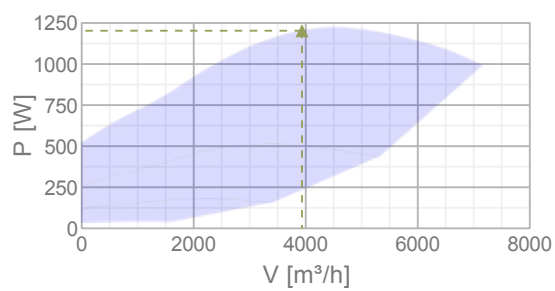
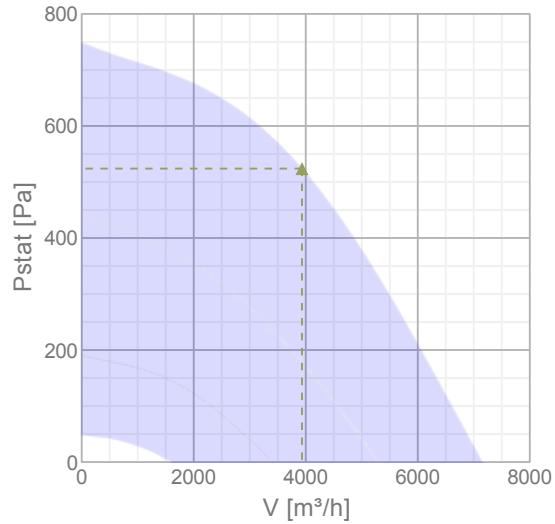
The casing consists of an aluminium frame with fibreglass reinforced plastic corners and double skin, galvanised steel panels with a 20 mm mineral wool insulation and a quick lock access door. The MUB bottom panel is a drain tray and incorporates a pre-mounted 1" drain plug. An additional pre-wired isolator switch is mounted on the casing.

## Données tech.

| Nominal data                |            |
|-----------------------------|------------|
| Tension                     | 230 V      |
| Fréquence                   | 50/60 Hz   |
| Phase                       | 1 ~        |
| Puissance installée (P1)    | 1219 W     |
| Courant                     | 5 A        |
| Débit max.                  | 7150 m³/h  |
| Vitesse de rotation         | 1514 1/min |
| Poids                       | 75,4 kg    |
| Temperature data            |            |
| Temp. max. de l'air         | 120 °C     |
| Protection / Classification |            |
| Classe d'isolation          | B          |
| Classe d'étanchéité, moteur | IP55       |
| Données acoustiques         |            |
| Niveau sonore à 3 m         | 63 dB(A)   |

## Diagrammes

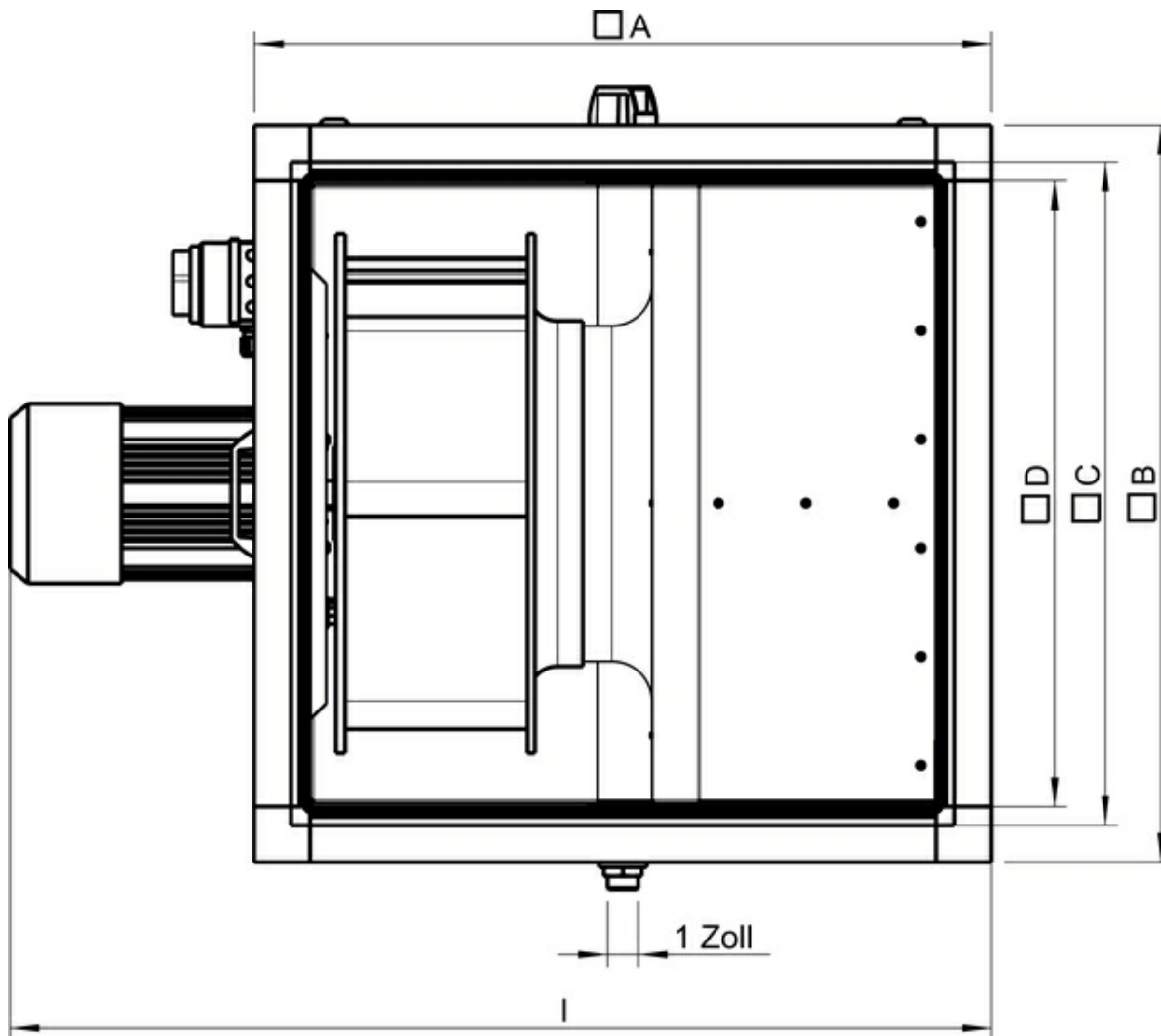
### Diagrammes



### Efficacité maximum


| Données aérauliques                |       |    |     |     |     |    |    |    |    |                          |
|------------------------------------|-------|----|-----|-----|-----|----|----|----|----|--------------------------|
| ▲ Débit au point de fonctionnement |       |    |     |     |     |    |    |    |    | 3933 m <sup>3</sup> /h   |
| ▲ Working static presssure         |       |    |     |     |     |    |    |    |    | 524 Pa                   |
| ▲ Puissance                        |       |    |     |     |     |    |    |    |    | 1203 W                   |
| Révolution                         |       |    |     |     |     |    |    |    |    | 1517 1/min               |
| Courant                            |       |    |     |     |     |    |    |    |    | 4,95 A                   |
| SFP                                |       |    |     |     |     |    |    |    |    | 1,1 kW/m <sup>3</sup> /s |
| Tension                            |       |    |     |     |     |    |    |    |    | 230 V                    |
| Niveau de puissance acoustique     |       | 63 | 125 | 250 | 500 | 1k | 2k | 4k | 8k | Total                    |
| Entrée                             | dB(A) | 49 | 75  | 76  | 78  | 78 | 76 | 71 | 63 | 84                       |
| Sortie                             | dB(A) | 51 | 76  | 78  | 80  | 79 | 77 | 72 | 64 | 85                       |
| Rayonnant                          | dB(A) | 31 | 64  | 65  | 62  | 63 | 61 | 54 | 44 | 71                       |

## Dimensions



| MUB/T-S EC   | □A  | □B  | □C  | □D  | I   |
|--------------|-----|-----|-----|-----|-----|
| 042 400/ 450 | 670 | 670 | 590 | 548 | 845 |

## Cablage

 [wiring\\_\[004\]\\_en, de\\_313888.pdf](#) (863,73kB)

## Description

- EC-motors, high level of efficiency
- Inline airflow direction
- Up to 120°C medium temperature, continuous operation
- use, e.g. for kitchen exhaust air
- Pre-mounted REV-switch is standard
- Low sound level
- 100% speed controllable
- Easy to maintain and reliable
- Motor outside the air stream
- Potentiometer included for ease of commissioning



EC technology is intelligent technology; using integral electronic control which eliminates the slip losses in the motor and ensures that the motor always runs at optimal load and guarantees that the proportion of energy utilized effectively is many times higher and the energy usage considerably lower compared with AC motors. EC fans are notable for their economical use of energy and excellent ease of control. They can be varied in speed to match the airflow demand, and operate at high efficiency levels. For the same air volume, they consume distinctly less energy than AC fan drives. Another special feature of EC fans is their energy-saving potential not only at full load, but especially at part-load. When operating at part load, the energy used is much lower than with an asynchronous motor of equivalent output. Reduced energy usage guarantees a drop in operating costs. The power electronics are integrated in the motor housing.

All models have one potential-free terminal for error message. All motors are suitable to be used for 50/60Hz. The input voltage for single phase units can vary between 200 and 277V, for three phase units it can vary between 380 and 480V. Speed control by a 0-10V signal. The motor is suspended on effective vibration dampers.

All MUB/T-S fans have new optimized and high efficient HD impellers with backward curved blades, manufactured from aluminium.

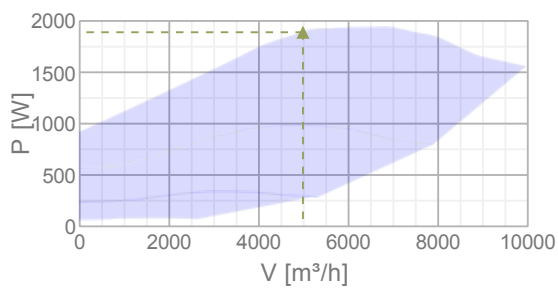
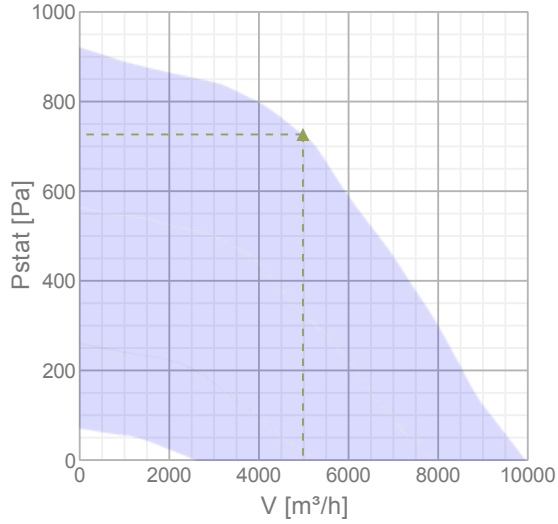
The casing consists of an aluminium frame with fibreglass reinforced plastic corners and double skin, galvanised steel panels with a 20 mm mineral wool insulation and a quick lock access door. The MUB bottom panel is a drain tray and incorporates a pre-mounted 1" drain plug. An additional pre-wired isolator switch is mounted on the casing.

## Données tech.

| Nominal data                |            |
|-----------------------------|------------|
| Tension                     | 400 V      |
| Fréquence                   | 50/60 Hz   |
| Phase                       | 3 ~        |
| Puissance installée (P1)    | 1916 W     |
| Courant                     | 2,89 A     |
| Débit max.                  | 9965 m³/h  |
| Vitesse de rotation         | 1505 1/min |
| Poids                       | 106 kg     |
| Temperature data            |            |
| Temp. max. de l'air         | 120 °C     |
| Données acoustiques         |            |
| Niveau sonore à 4 m         | 52 dB(A)   |
| Protection / Classification |            |
| Classe d'isolation          | F          |
| Classe d'étanchéité, moteur | IP55       |

## Diagrammes

### Diagrammes

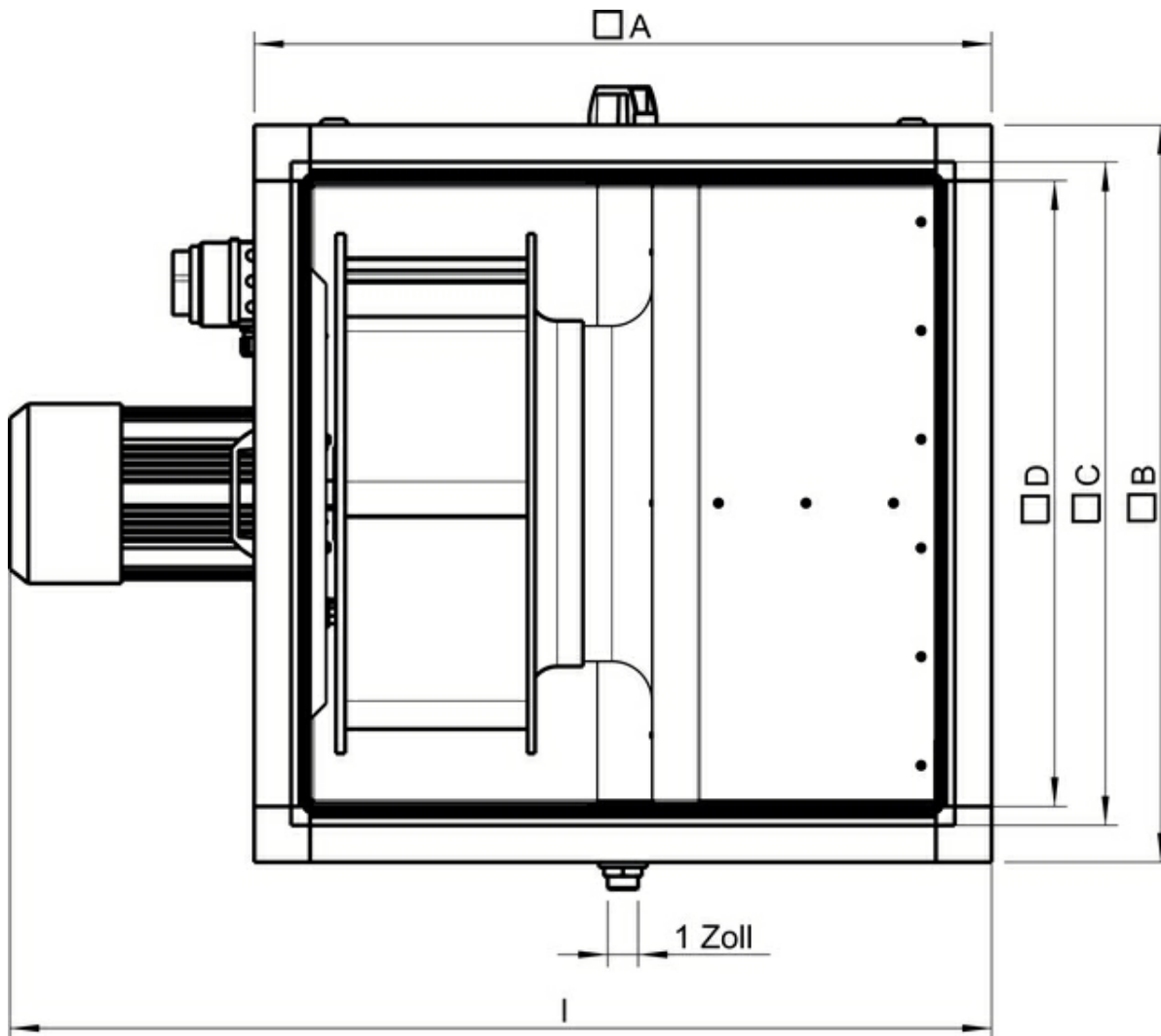


### Efficacité maximum

#### Données aérauliques


|                                    |              |
|------------------------------------|--------------|
| ▲ Débit au point de fonctionnement | 4983 m³/h    |
| ▲ Working static pressure          | 727 Pa       |
| ▲ Puissance                        | 1890 W       |
| Révolution                         | 1505 1/min   |
| Courant                            | 2,85 A       |
| SFP                                | 1,37 kW/m³/s |
| Tension                            | 400 V        |

## Dimensions



| MUB/T-S EC | □A  | □B  | □C  | □D  | I    |
|------------|-----|-----|-----|-----|------|
| 062 500    | 800 | 800 | 720 | 678 | 1015 |

## Cablage

 [cir-dia\\_500, 560\\_160610\\_de,en\\_003\\_313889.pdf](#) (954,44kB)

## Acoustique

Mid-frequency band, Hz


|                 | Hz    | Tot | 63 | 125 | 250 | 500 | 1k | 2k | 4k | 8k |
|-----------------|-------|-----|----|-----|-----|-----|----|----|----|----|
| LwA Inlet       | dB(A) | 75  | 46 | 64  | 68  | 70  | 69 | 66 | 61 | 54 |
| LwA Outlet      | dB(A) | 77  | 48 | 66  | 70  | 72  | 71 | 68 | 63 | 56 |
| LwA Surrounding | dB(A) | 60  | 31 | 49  | 53  | 55  | 54 | 51 | 46 | 39 |

Measurement point: 4983 m<sup>3</sup>/h; 727 Pa



## Description

- EC-motors, high level of efficiency
- Inline airflow direction
- Up to 120°C medium temperature, continuous operation
- use, e.g. for kitchen exhaust air
- Pre-mounted REV-switch is standard
- Low sound level
- 100% speed controllable
- Easy to maintain and reliable
- Motor outside the air stream
- Potentiometer included for ease of commissioning



EC technology is intelligent technology; using integral electronic control which eliminates the slip losses in the motor and ensures that the motor always runs at optimal load and guarantees that the proportion of energy utilized effectively is many times higher and the energy usage considerably lower compared with AC motors. EC fans are notable for their economical use of energy and excellent ease of control. They can be varied in speed to match the airflow demand, and operate at high efficiency levels. For the same air volume, they consume distinctly less energy than AC fan drives. Another special feature of EC fans is their energy-saving potential not only at full load, but especially at part-load. When operating at part load, the energy used is much lower than with an asynchronous motor of equivalent output. Reduced energy usage guarantees a drop in operating costs. The power electronics are integrated in the motor housing.

All models have one potential-free terminal for error message. All motors are suitable to be used for 50/60Hz. The input voltage for single phase units can vary between 200 and 277V, for three phase units it can vary between 380 and 480V. Speed control by a 0-10V signal. The motor is suspended on effective vibration dampers.

All MUB/T-S fans have new optimized and high efficient HD impellers with backward curved blades, manufactured from aluminium.

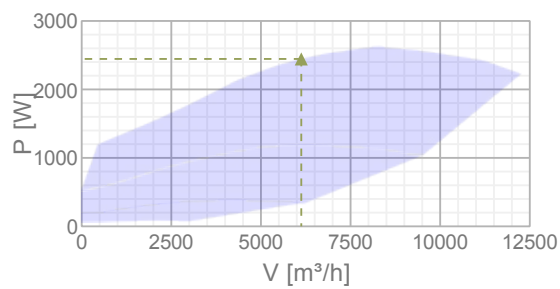
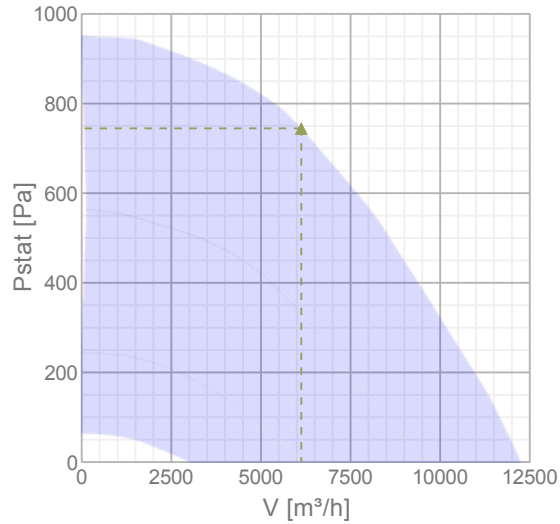
The casing consists of an aluminium frame with fibreglass reinforced plastic corners and double skin, galvanised steel panels with a 20 mm mineral wool insulation and a quick lock access door. The MUB bottom panel is a drain tray and incorporates a pre-mounted 1" drain plug. An additional pre-wired isolator switch is mounted on the casing.

## Données tech.

| Nominal data                |            |
|-----------------------------|------------|
| Tension                     | 400 V      |
| Fréquence                   | 50/60 Hz   |
| Phase                       | 3 ~        |
| Puissance installée (P1)    | 2625 W     |
| Courant                     | 3,83 A     |
| Débit max.                  | 12251 m³/h |
| Vitesse de rotation         | 1409 1/min |
| Poids                       | 112 kg     |
| Temperature data            |            |
| Temp. max. de l'air         | 120 °C     |
| Données acoustiques         |            |
| Niveau sonore à 4 m         | 56 dB(A)   |
| Protection / Classification |            |
| Classe d'isolation          | F          |
| Classe d'étanchéité, moteur | IP55       |

## Diagrammes

### Diagrammes

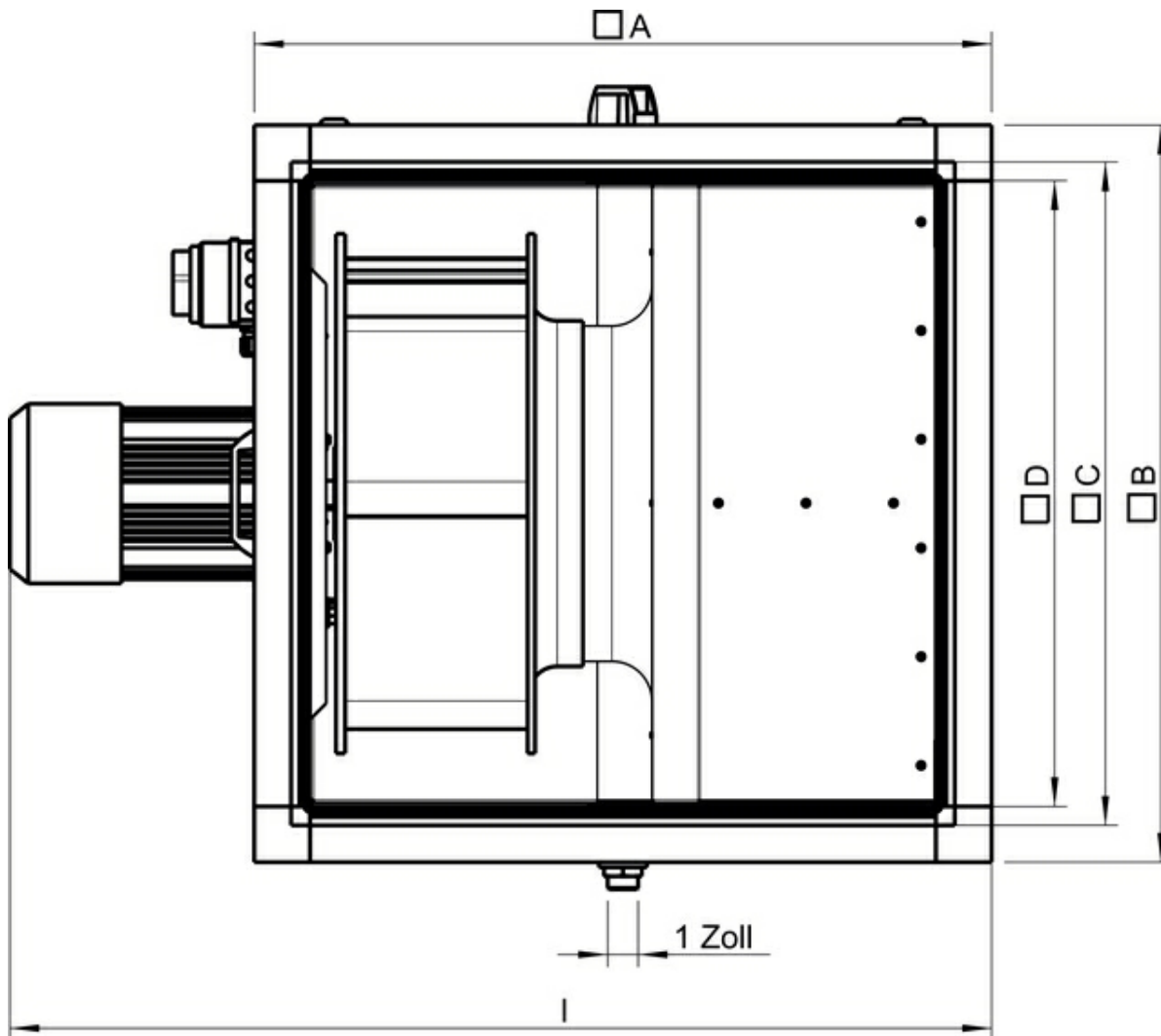


### Efficacité maximum

#### Données aérauliques


|                                    |              |
|------------------------------------|--------------|
| ▲ Débit au point de fonctionnement | 6126 m³/h    |
| ▲ Working static pressure          | 745 Pa       |
| ▲ Puissance                        | 2445 W       |
| Révolution                         | 1403 1/min   |
| Courant                            | 3,56 A       |
| SFP                                | 1,44 kW/m³/s |
| Tension                            | 400 V        |

## Dimensions



| MUB/T-S EC | □A  | □B  | □C  | □D  | I    |
|------------|-----|-----|-----|-----|------|
| 062 560    | 800 | 800 | 720 | 678 | 1040 |

## Cablage

 [cir-dia\\_500, 560\\_160610\\_de,en\\_003\\_313889.pdf](#) (954,44kB)

## Acoustique

Mid-frequency band, Hz

|                 | Hz    | Tot | 63 | 125 | 250 | 500 | 1k | 2k | 4k | 8k |
|-----------------|-------|-----|----|-----|-----|-----|----|----|----|----|
| LwA Inlet       | dB(A) | 78  | 49 | 67  | 71  | 73  | 72 | 69 | 64 | 57 |
| LwA Outlet      | dB(A) | 80  | 51 | 69  | 73  | 75  | 74 | 71 | 66 | 59 |
| LwA Surrounding | dB(A) | 63  | 34 | 52  | 56  | 58  | 57 | 54 | 49 | 42 |

Measurement point: 6126m<sup>3</sup>/h; 745 Pa

## SD-MUB VIBRATION PAD SET

Numéro prod. 37324

Document type: **Carte produit**

Document date: **2019-06-14**

Generated by: **Catalogue en ligne Systemair**

### Description

#### Vibration pad

Vibration pads are elastic rubber elements.  
They stop the transmission of vibrations.  
A set consists four vibration pads.  
They are designed for a weight of up to 560 kg.



### Données tech.

#### Autre

Poids

0,72 kg

Dimensions

